

# Ant Report

## NO PREP FREEBIE

Jot Notes, Draft and Final Copies



Grades 1 to 3



# Table of Contents

Teacher Notes	3
Cut-And-Paste Jot Notes	5
Draft Templates	7
Jot Note Answer Keys	13
Final Report Templates	19
Product Acknowledgements	26

# Ant Report: No Prep FREEBIE!

The “Ant Report: No Prep FREEBIE!” package contains all the materials you need to support your students as they write an insect report on ants. This report package contains materials that are a part of: **Insect Reports: NO PREP Jot Notes, Draft and Final Copies.**



**If you find this FREEBIE useful, please consider leaving feedback at my TpT store. Thanks!**

Report writing can be challenging for students. Over the years, I have found that writing jot notes can be particularly challenging. I have created **NO PREP reports** with **cut-and-paste jot notes** to support students with this part of the report writing process. Once students have written reports using these materials, they should be able to go through the process and write a report on their own.

## **How to Use the NO PREP Report Package:**

1. Give each student a set of jot notes.
2. Students cut apart the jot notes.
3. Students read each jot note to determine which category (appearance, habitat, diet, predators, life cycle, and other interesting facts) the jot note describes.
4. Students glue each jot note on the draft template with the correct heading.
5. After matching and gluing down all the jot notes, the students write a paragraph using the information. Students compose one sentence for each jot note. Encourage students, who are ready, to write opening and closing sentences as well.



6. Students revise and edit their paragraphs.
7. Students write their final reports and add appropriate illustrations.

### **Included in this package:**

#### **Cut-And-Paste Jot Notes**

There are 18 jot notes that can be cut out and pasted under the different categories.

Each category has three jot notes. A set of draft templates with the jot notes under the correct categories is provided.

#### **Draft Templates**

A draft template is included for each of the six jot note categories - appearance, habitat, diet, predators, life cycle, and other interesting facts. Students write paragraphs about the different areas using the cut-and-paste jot notes. When they are finished their writing, they revise and edit their sentences before writing their final report.

#### **Draft Templates Jot Note Answer Keys**

A set of draft templates is provided that includes the correct cut-and-paste jot notes. These pages can be used as a reference to see which jot notes go with each category. In addition, you may use these pages with students who need the extra support of being provided with the jot notes already in the correct categories.

#### **Final Report Templates**

Templates are included in this package of materials for the final ant report. Students write and illustrate their reports using these templates.

## Ant Jot Notes

- worker ants, queen ants, males

- bites enemies to protect themselves

- many ants are red, black, or brown

- live under the ground, under rocks,  
and in hollow trees

- have outer jaws called mandibles (to  
pick things up, to dig, and to bite)

- egg to larva to pupa to adult

- warn other ants of danger

- can lift 20 times own body weight

- eat food and drink water

## Ant Jot Notes

- size: 0.08 to 1 inch (2 to 25 mm)

- live in groups called colonies

- eat almost anything

- three body parts: head, thorax, and abdomen

- enemies are lizards, birds, frogs, and spiders

- queen ant stays with eggs

- more than 10,000 different types of ants


- live all over the world

- leave a trail for other ants to find food

# Appearance

Three large rectangular boxes with dashed borders, intended for drawing or writing.


Eight horizontal solid lines for writing.



# Habitat

Three large rectangular boxes with dashed borders, intended for drawing or writing about habitats.

Eight horizontal solid lines for writing.





# Diet


---

---

---

---

---

---

---

---

---

---

---

---


---

---

---

---


---



# Predators

Three large dashed rectangular boxes for writing notes.


Eight horizontal solid lines for writing notes.



# Life Cycle

Three large rectangular boxes with dashed borders, intended for drawing or writing the stages of a life cycle.


Eight horizontal solid lines for writing notes or descriptions.



# Other Interesting Facts

Three large rectangular boxes with dashed borders, intended for students to write their facts.

Eight horizontal solid lines for writing.




# Appearance

- size: 0.08 to 1 inch (2 to 25 mm)

- three body parts: head, thorax, and abdomen

- many ants are red, black, or brown




# Habitat

- live in groups called colonies

- live all over the world

- live under the ground, under rocks,  
and in hollow trees




# Diet

- eat almost anything

- eat food and drink water

- leave a trail for other ants to find  
food




# Predators

- enemies are lizards, birds, frogs,  
and spiders

- bites enemies to protect themselves

- warn other ants of danger






# Life Cycle

- egg to larva to pupa to adult

- queen ant stays with eggs

- worker ants, queen ants, males




# Other Interesting Facts

- more than 10,000 different types of ants


- have outer jaws called mandibles (to pick things up, to dig, and to bite)

- can lift 20 times own body weight



# Ant Report

By: \_\_\_\_\_





# Habitat

---

---

---

---

---

---

---

---

---

---


---

---

---

---

---















If you found the **NO PREP Ant Report FREEBIE!** package of materials useful, you may be interested in the full resource. **Insect Reports: NO PREP Jot Notes, Draft, and Final Copy**



contains jot notes, draft templates, final copies, and self, peer, and teacher assessments for 8 different insects. These reports are perfect for students who are beginning the report writing process and who haven't mastered writing jot notes.



When your students are ready to move past the supports provided in the **NO PREP** report packages, check out these report writing materials that include **tiered templates** so you can tailor the report writing process to individual student needs.



If you are interested in more than one of the tiered report writing resources, you may want to consider the **Report Writing Bundle** that includes materials on a **variety of different topics** and provides you with a **substantial savings** over the cost of purchasing individual tiered report packages. The **Report Writing Bundle** is a growing bundle so be sure to check back regularly for new tiered report writing templates.



## About the Author

I am a **teacher** and **writer of educational resources**. I enjoy both of these roles immensely!

With over 25 years of teaching experience, I recognize that **not all the students** in your classroom **have the same abilities and needs**. I create materials to help individual students **experience success** through differentiation and tiered instruction. Check out the teaching strategies and ideas at **teachingwithatouchofhoney.com** and the tiered resources at my **TpT store!** I have goal setting, report writing, ELA and math resources for Kindergarten to Grade 3 students.



## Terms of Use

Thank you for downloading "**Ant Report: No Prep FREEBIE.**"

© 2017 Regier Educational Resources

This product is licensed for **single classroom use only** and may **NOT** be put on the internet, sold, or redistributed in whole or in part without written consent of the author. Copying any part of this product and placing on the internet in **ANY FORM** is a violation of the Digital Millennium Copyright Act (DMCA).

Please contact me at [teachingwithatouchofhoney@gmail.com](mailto:teachingwithatouchofhoney@gmail.com) with any questions.

### Thanks and Credits Go To:

**Fonts:** Hello Literacy

**Graphics:** Scrappin' Doodles

**Writing Lines:** Martha Moore